

Fuel-Gard® VF-21SB/22SB Coalescer Separator

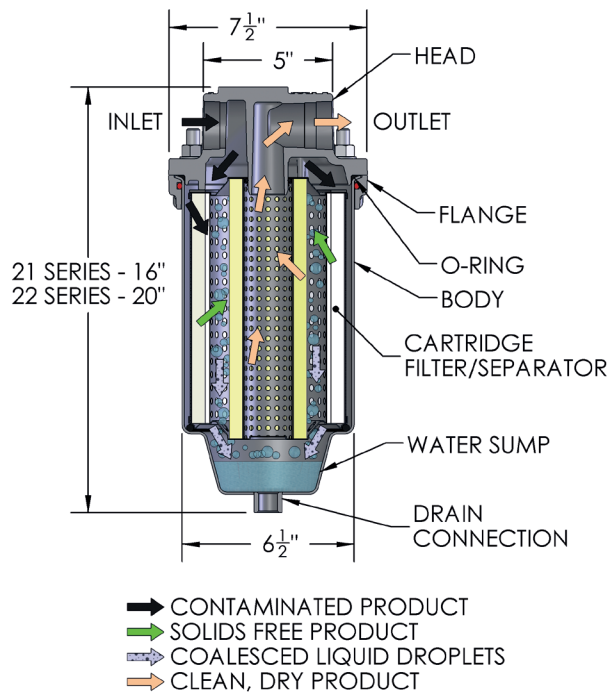


The Facet Fuel-Gard® VF-21SB/22SB, when configured as a coalescer separator, is an economical, compact housing designed to remove water and solids from aviation fuels.

Both interior and exterior surfaces of the carbon steel body are epoxy coated to protect against corrosion. This sturdy, single cartridge housing is easy to maintain and requires only 2" (51 mm) base clearance for cartridge change out.

Standard Housing Design

- Carbon steel body
- Aluminum head
- Epoxy coated internally and externally
- 150 psi (10 bar) design pressure
- Swing bolt quick open closure
- Buna-N o-ring closure gasket
- Vent and drain connections w/ brass petcocks provided
- 1½" NPT inlet and outlet connections




VESSEL OPTIONS

| MODEL | DESCRIPTION |
|--------------|---|
| VF-21SB | Housing only |
| VF-21SB-PG | Housing w/ Direct Reading Differential Pressure Gauge |
| VF-21SB-PGS | Housing w/ Direct Reading Differential Pressure Gauge & Sight Glass |
| VF-21SB-PGWP | Housing w/ Direct Reading Differential Pressure Gauge & ¾" Coupling for Water Probe |
| VF-21SB-S | Housing w/ Sight Glass |
| VF-21SB-WP | Housing w/ ¾" Coupling for Water Probe |
| VF-22SB | Housing only |
| VF-22SB-PG | Housing w/ Direct Reading Differential Pressure Gauge |
| VF-22SB-PGS | Housing w/ Direct Reading Differential Pressure Gauge & Sight Glass |
| VF-22SB-PGWP | Housing w/ Direct Reading Differential Pressure Gauge & ¾" Coupling for Water Probe |
| VF-22SB-S | Housing w/ Sight Glass |
| VF-22SB-WP | Housing w/ ¾" Coupling for Water Probe |
| 644160 | Mounting Bracket |
| 644964 | Grounding Cable |

Differential Pressure Gauge- The piston-type differential pressure gauge provides a simple visual warning. When 15 psi differential pressure is reached, the gauge indicator moves from green to red zone. This warning will prevent premature cartridge change-out.

Water Sight Glass- The water sight glass provides an easy means to detect water in the sump. The weighted ball, visible in the sight glass, will float only when water is present. The floating ball is an indication water should be drained from the housing to prevent both cartridge contamination and water traveling downstream from the housing.

ACCORDING TO THE REQUIREMENTS OF EUROPEAN PRESSURE EQUIPMENT DIRECTIVE (PED) 2014/68/EU ART. 4.3, WITHIN THE OPERATING LIMITS PROVIDED ON VESSEL NAMEPLATE AND SUMMARIZED BELOW, THESE FILTERS ARE DESIGNED AND MANUFACTURED IN ACCORDANCE WITH THE SOUND ENGINEERING PRACTICE AND EXEMPT FROM CE MARKING AND CERTIFICATION: 10 BAR(G) @ 35°C FOR AV-GAS AND JET FUEL.



Standard Design Features

- Recommended maximum operating temperature: 180°F
- Maximum differential pressure: 75 psi (5.25 kg/cm²)
- pH range from 5 to 9
- Flow direction: Outside to in
- Cartridge dimensions: OD - 6" (152 mm), ID - 1 1/2" (38 mm), Nominal Length - 9" (229 mm)

Materials

- Carbon steel structural components
- All metal components coated to protect against corrosion
- Standard gaskets are Buna-N —other materials available on request

COMPRESSED AIR OR GAS

| OPERATING PRESSURE | |
|--------------------|--------------------|
| psi | kg/cm ² |
| 10 | .70 |
| 25 | 1.76 |
| 40 | 2.80 |
| 50 | 3.50 |
| 75 | 5.25 |
| 100 | 7.0 |
| 150 | 10.5 |

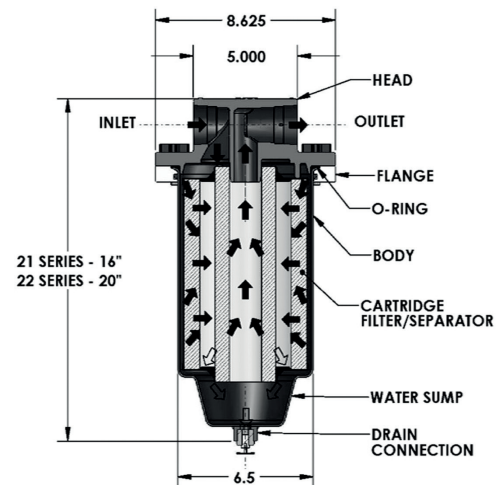
FLOW RATES

| MODEL NUMBER | MICRON RATING | MAX. RECOMMENDED FLOW RATE | | | | | |
|--------------------------|---------------|----------------------------|-----|----------|-----|----------|-----|
| | | DIESEL | | KEROSENE | | GASOLINE | |
| | | gpm | lpm | gpm | lpm | gpm | lpm |
| FILTER SEPARATOR | | | | | | | |
| CC-21-7 | 1 | 23 | 87 | 35 | 133 | 45 | 170 |
| CC-21B | 10 | 23 | 87 | 35 | 133 | 45 | 170 |
| CC-21C | 25 | 23 | 87 | 35 | 133 | 45 | 170 |
| FILTER | | | | | | | |
| CF-609-2PLO | 2 | 45 | 170 | 45 | 170 | 45 | 170 |
| CF-609-10PLO | 10 | 45 | 170 | 45 | 170 | 45 | 170 |
| CF-609-25PLO | 25 | 45 | 170 | 45 | 170 | 45 | 170 |
| ABSORPTIVE FILTER | | | | | | | |
| FG-O-609-2 ¹ | 1 | 18 | 68 | 36 | 136 | 45 | 170 |
| GNG-609-5PL | 5 | 18 | 68 | 36 | 136 | 45 | 170 |
| GNG-609-25PL | 25 | 18 | 68 | 36 | 136 | 45 | 170 |


1.- El Specification tested and approved.

MODEL LEGEND

| HOUSING | SERIES | ELEMENT TYPE | OPTIONS |
|--|----------|-------------------------------|--|
| VFCS (filter separator) VF (filter) VFG (absorptive) | 21 or 22 | See table for element options | PU15 = 15 psi pop up indicator PU25 = 25psi pop up indicator PG = piston type S = sight glass |



- FLOW LEGEND**
- ➡ CONTAMINATED PRODUCT
 - ➡ SOLIDS FREE PRODUCT
 - ⇄ COALESCED LIQUID DROPLETS
 - ➡ CLEAN, DRY PRODUCT



Standard Design Features

- Recommended maximum operating temperature: 180°F
- Maximum differential pressure: 75 psi (5.25 kg/cm²)
- pH range from 5 to 9
- Flow direction: Outside to in
- Cartridge dimensions: OD - 6" (152 mm), ID - 1 ½" (38 mm), Nominal Length - 12" (305 mm)

Materials

- Carbon steel structural components
- All metal components coated to protect against corrosion
- Standard gaskets are Buna-N —other materials available on request

COMPRESSED AIR OR GAS

| OPERATING PRESSURE | | FLOW |
|--------------------|--------------------|------|
| psi | kg/cm ² | scfm |
| 10 | .70 | 113 |
| 25 | 1.76 | 143 |
| 40 | 2.80 | 158 |
| 50 | 3.50 | 180 |
| 75 | 5.25 | 203 |
| 100 | 7.0 | 233 |
| 150 | 10.5 | 270 |

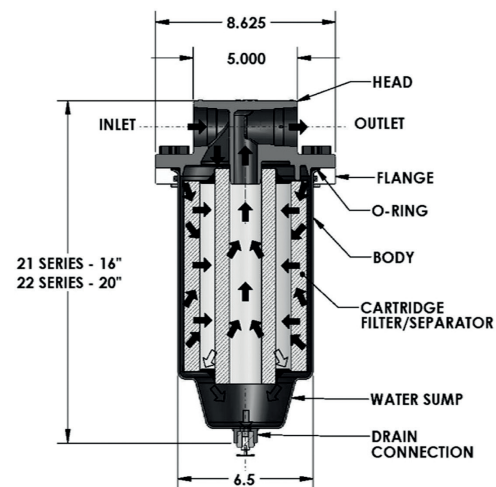
FLOW RATES

| MODEL NUMBER | MICRON RATING | MAX. RECOMMENDED FLOW RATE | | | | | |
|--------------------------|---------------|----------------------------|-----|----------|-----|----------|-----|
| | | DIESEL | | KEROSENE | | GASOLINE | |
| | | gpm | lpm | gpm | lpm | gpm | lpm |
| FILTER SEPARATOR | | | | | | | |
| CC-22-7 | 1 | 30 | 114 | 50 | 189 | 60 | 227 |
| CC-22B | 10 | 30 | 114 | 50 | 189 | 60 | 227 |
| CC-22C | 25 | 30 | 114 | 50 | 189 | 60 | 227 |
| FILTER | | | | | | | |
| CF-612-2PLO | 2 | 56 | 212 | 56 | 212 | 56 | 212 |
| CF-612-10PLO | 10 | 56 | 212 | 56 | 212 | 56 | 212 |
| CF-612-25PLO | 25 | 56 | 212 | 56 | 212 | 56 | 212 |
| ABSORPTIVE FILTER | | | | | | | |
| FG-O-612-2 ¹ | 1 | 25 | 95 | 50 | 189 | 60 | 227 |
| GNG-612-5PL | 5 | 25 | 95 | 50 | 189 | 60 | 227 |
| GNG-612-25PL | 25 | 25 | 95 | 50 | 189 | 60 | 227 |

1.- El Specification tested and approved.

MODEL LEGEND

| HOUSING | SERIES | ELEMENT TYPE | OPTIONS |
|--|----------|-------------------------------|--|
| VFCS (filter separator) VF (filter) VFG (absorptive) | 21 or 22 | See table for element options | PU15 = 15 psi pop up indicator PU25 = 25psi pop up indicator PG = piston type S = sight glass |



- FLOW LEGEND**
- ➔ CONTAMINATED PRODUCT
 - ➔ SOLIDS FREE PRODUCT
 - ⇄ COALESCED LIQUID DROPLETS
 - ➔ CLEAN, DRY PRODUCT